

■ **APPLICATIONS:**

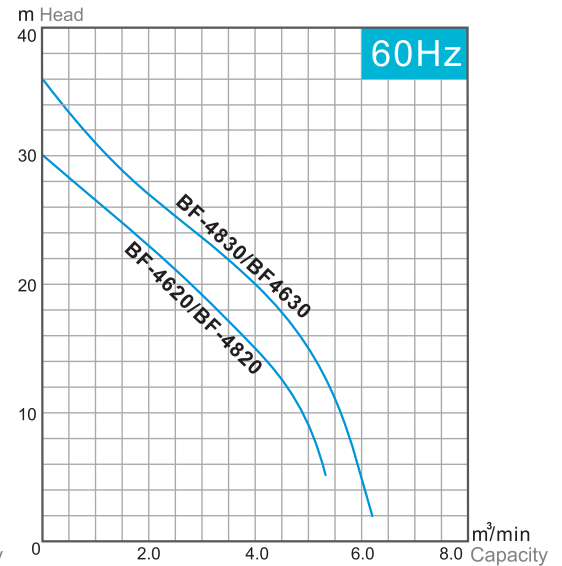
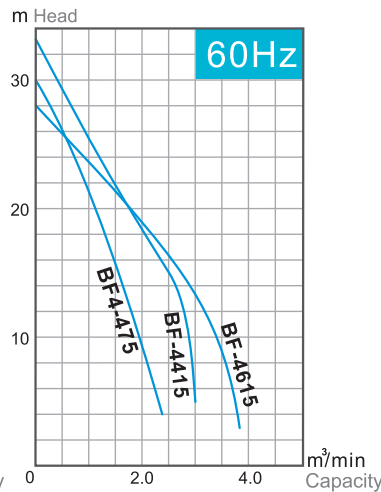
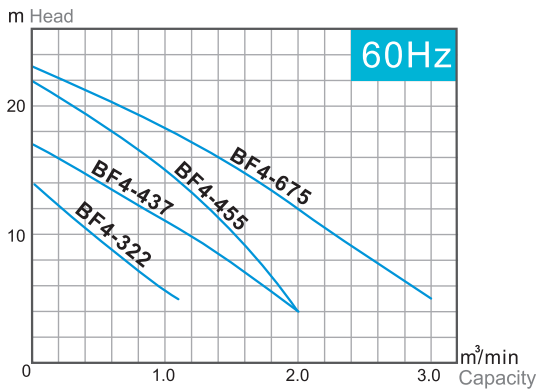
Drainage of food market, animal husbandry and water refining tank.
Water treatment of wastewater plant, drainage of basement, food industries, leather industries, pulp and paper industries, dyeing industries, and various industrial wastewater...etc.



BF-4620

■ **FEATURES**

1. High efficient motor is adopted, shaft and rotor are machining precisely to raise stability. Serious quality control and high class of insulation are provided for long time operation and service life.
2. Overload protector is available (option).
3. Dependable dual mechanical seals are adopted for high wear and heat resistance, and to maintain long life.
4. Impeller is designed for special water flow and big capacity of pump housing to meet dependable performance, and high efficiency for various wastewater.
5. Inner cable wires and cable base are upgraded by filling EPOXY to raise humidity-resistance.



SPECIFICATIONS

4P-1800RPM

Model	Output Hp (kW)	Discharge inch	Phase ϕ	Start Method	Standards		Free Passage mm	Length mm	Width mm	Height mm	Weight kg
					Head m	Capacity m ³ /min					
BF4-322	3 (2.2)	3"	3 ϕ	Direct	9	0.5	40	560	310	620	80
BF4-437	5 (3.7)	4"	3 ϕ	Direct	11	1.0	40	560	310	680	86
BF4-455	7½ (5.5)	4"	3 ϕ	Direct	15	1.0	40	600	360	710	108
BF4-475	10 (7.5)	4"	3 ϕ	Direct	22	1.0	40	730	430	820	154
BF4-675	10 (7.5)	6"	3 ϕ	Direct	12	2.0	45	780	480	820	184
BF-4415	15 (11)	4"	3 ϕ	Y- Δ	25	1.0	45	730	430	900	200
BF-4615	15 (11)	6"	3 ϕ	Y- Δ	19	2.0	50	940	480	950	250
BF-4620	20 (15)	6"	3 ϕ	Y- Δ	23	2.0	55	940	480	950	250
BF-4820	20 (15)	8"	3 ϕ	Y- Δ	15	4.0	60	950	480	950	270
BF-4630	30 (22)	6"	3 ϕ	Y- Δ	27	2.0	55	950	480	990	290
BF-4830	30 (22)	8"	3 ϕ	Y- Δ	20	4.0	60	950	480	990	300